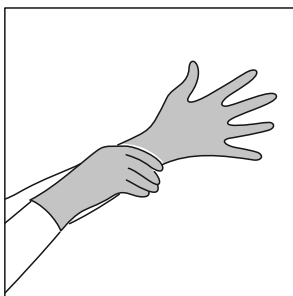
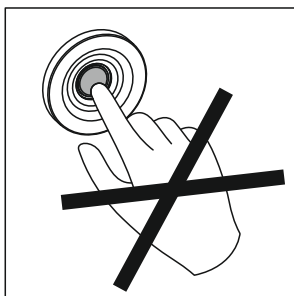


LIGHTPANEL CONVISION (...) / **LIGHTPANEL CONVISION (...) BLE** **LED / LED^{IQ}, ACTIVE LED^{IQ}**

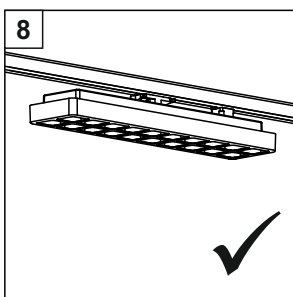
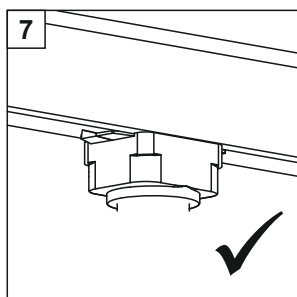
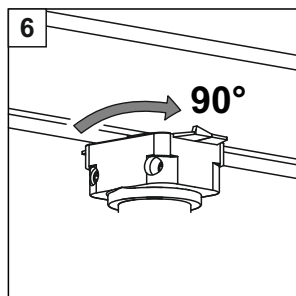
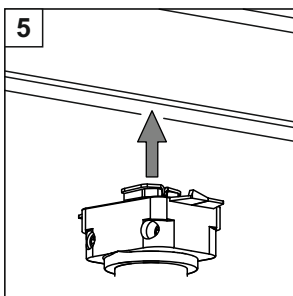
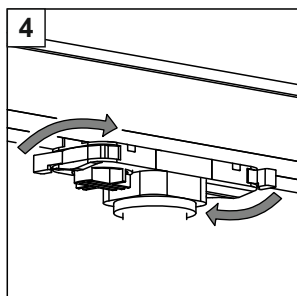
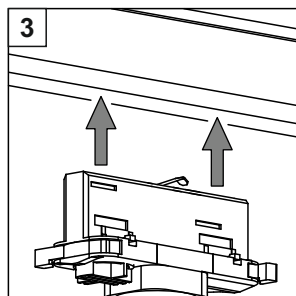
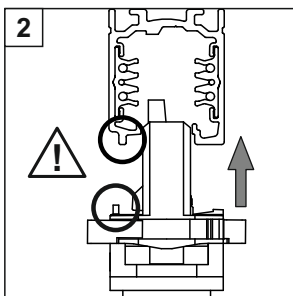
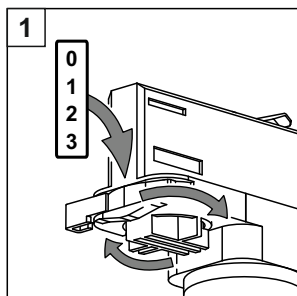
- DE** Montageanleitung
- EN** Installation instructions
- FR** Notice de montage
- IT** Istruzioni per il montaggio
- ES** Instrucciones de montaje

LIGHTPANEL CONVISION (...) / LIGHTPANEL CONVISION (...) BLE

- DE** Hierzu gehören die allgemeinen Montagehinweise TK 10166740.
Vor Montage/Inbetriebnahme die Anleitungen lesen. Technische Änderungen vorbehalten!
- EN** This includes the general installation instructions TK 10166740.
Before mounting/putting into operation read the instructions. Subject to technical changes!
- FR** En font partie les instructions générales de montage TK 10166740. Lire les instructions avant le montage/mise en service. Sous réserve de toute modification technique !
- IT** Ne fanno parte le istruzioni generali per il montaggio TK 10166740. Leggere le istruzioni prima del montaggio/della messa in esercizio. Con riserva di modifiche tecniche!
- ES** Aquí corresponden las indicaciones generales de montaje del modelo con el TK 10166740. Lea las instrucciones antes del montaje/puesta en funcionamiento. Nos reservamos el derecho de realizar modificaciones técnicas.



- DE** **Wichtig!**
Schalten Sie die Stromschiene zur Montage spannungsfrei. **Vor der Installation der Leuchten** muss die gewünschte Phase mittels Wählschalter am Stromschienenadapter eingestellt werden.
- EN** **Important!**
De-energize the conductor rail for installation. **Before installing the lights**, the desired phase must be set using the selector switch on the busbar adapter.
- FR** **Important !**
Mettez le rail hors tension pour le montage. **Avant d'installer les luminaires**, la phase souhaitée doit être réglée avec le sélecteur sur l'adaptateur de rail.
- IT** **Importante!**
Scollegare la barra di alimentazione dall'alimentatore per l'installazione. **Prima di installare le luci**, la fase desiderata deve essere impostata mediante il selettore sull'adattatore per sbarre.
- ES** **¡Importante!**
Desactive el carril conductor para la instalación. **Antes de instalar las luminarias**, debe ajustarse la fase deseada mediante el selector del adaptador de barra colectora.



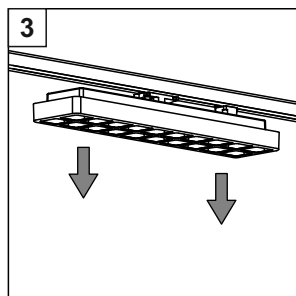
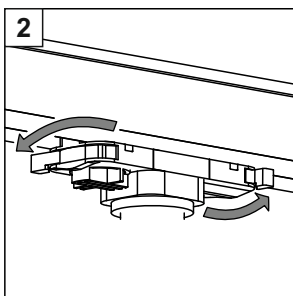
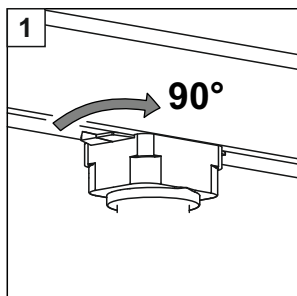
DE Demontage der Leuchte

EN Disassembly of the luminaire

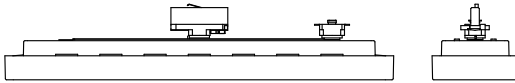
FR Démontage du luminaire

IT Smontaggio dei faretti

ES Desmontaje de la luminaria



LIGHTPANEL CONVISION (...) / LIGHTPANEL CONVISION (...) BLE



Alle Maße finden Sie in der technischen Dokumentation der Leuchte.

You will find all the dimensions in the luminaire's technical documentation.

Vous trouverez toutes les dimensions dans la documentation technique du luminaire.

Tutti i parametri sono indicati nella documentazione tecnica dell'apparecchio.

Todas las medidas las encontrará en la documentación técnica de la luminaria.

VEREINFACHTE EU-KONFORMITÄTSERKLÄRUNG

Hiermit erklärt Oktalite Lichttechnik GmbH, dass der Funkanlagentyp LIGHTPANEL CONVISION (...) BLE der Richtlinie 2014/53/EU entspricht. Der vollständige Text der EU-Konformitätserklärung ist unter der folgenden Internetadresse verfügbar: <https://www.oktalite.com/downloads>

SIMPLIFIED EU DECLARATION OF CONFORMITY

Hereby, Oktalite Lichttechnik GmbH declares that the radio equipment type LIGHTPANEL CONVISION (...) BLE is in compliance with Directive 2014/53/EU. The full text of the EU declaration of conformity is available at the following internet address: <https://www.oktalite.com/downloads>

DECLARATION UE DE CONFORMITE SIMPLIFIEE

Le soussigné, Oktalite Lichttechnik GmbH, déclare que l'équipement radioélectrique du type LIGHTPANEL CONVISION (...) BLE est conforme à la directive 2014/53/UE. Le texte complet de la déclaration UE de conformité est disponible à l'adresse internet suivante: <https://www.oktalite.com/downloads>

DICHIARAZIONE DI CONFORMITÀ UE SEMPLIFICATA

Il fabbricante, Oktalite Lichttechnik GmbH, dichiara che il tipo di apparecchiatura radio LIGHTPANEL CONVISION (...) BLE è conforme alla direttiva 2014/53/UE. Il testo completo della dichiarazione di conformità UE è disponibile al seguente indirizzo Internet: <https://www.oktalite.com/downloads>

DECLARACIÓN UE DE CONFORMIDAD SIMPLIFICADA

Por la presente, Oktalite Lichttechnik GmbH declara que el tipo de equipo radioeléctrico LIGHTPANEL CONVISION (...) BLE es conforme con la Directiva 2014/53/UE. El texto completo de la declaración UE de conformidad está disponible en la dirección Internet siguiente: <https://www.oktalite.com/downloads>



Oktalite Lichttechnik GmbH
Mathias-Brüggen-Straße 73
50829 Köln, Germany
T +49 221 59767-0
F +49 221 59767-40
mail@oktalite.com
www.oktalite.com